

## **Ukraine Extension Scheme**

This guide is for people looking to apply under the Ukraine Extension Scheme. Please note the deadline to submit an application to the Ukraine Extension Scheme is 16<sup>th</sup> May 2024

You are eligible to apply for the Ukraine Extension Scheme if:

1. You are in the UK, and
2. You are a Ukrainian citizen or applying with an immediate family member who is a Ukrainian citizen, and
3. You must have had leave to enter or remain in the UK at some point between 18<sup>th</sup> March 2022 and 16<sup>th</sup> November 2023, unless you had permission to enter or stay in the UK on 31<sup>st</sup> December 2021
4. If you are a child born in the UK, and your parents meet the requirements above, you can also apply to the Ukraine Extension Scheme.


Please note that having permission to enter the UK as a visitor after 18<sup>th</sup> March 2022 does not count as leave to enter or remain in the UK for the purposes of this application. If you are not sure whether you qualify for leave to remain under the Ukraine Extension Scheme, please do not hesitate to contact us using our online referral form.

Under the Ukraine Extension Scheme, you will be granted 18 months leave to remain and will be able to work, study and access benefits. To find out more about the scheme and to apply, go to:

[https://www.gov.uk/guidance/apply-to-stay-in-the-uk-under-the-ukraine-extension-scheme?utm\\_medium=email&utm\\_campaign=govuk-notifications-topic&utm\\_source=8ff413b2-0f19-4d0f-82e1-1409c6fb3620&utm\\_content=immediately#apply](https://www.gov.uk/guidance/apply-to-stay-in-the-uk-under-the-ukraine-extension-scheme?utm_medium=email&utm_campaign=govuk-notifications-topic&utm_source=8ff413b2-0f19-4d0f-82e1-1409c6fb3620&utm_content=immediately#apply)

The application form is available in English, Ukrainian and Russian.

We have created this handy guide to help you complete the application form. The people in the application form are fictional. The information in this guide is correct as of 21<sup>st</sup> February 2024.



Visas and Immigration

BETA

This is a new service.

1. Start

2. Application

3. Documents

4. Declaration

5. Further actions

## Your location

### Applying as a group

If you are applying as part of a group or family, **each person including children** will need to complete an individual application form and book a biometric appointment at a [UK Visa and Citizenship Application Service](#) point.

You also do not have to pay to get a visa.

Are you currently in the UK?

☒ Yes

☐ No

Save and continue


[Cookies](#)


[Terms and Conditions](#)

[Privacy Policy](#)

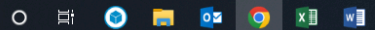
[Accessibility Statement](#)

[Contact Us](#)



 All content is available under the Open Government Licence v3.0, except where otherwise stated

© Crown copyright



If you are not in the UK, you will not be able to apply under this scheme. You may be eligible to apply for the Ukraine Sponsorship Scheme (Homes for Ukraine) instead. For more information, please refer to the relevant guide on our website.

You will then be asked whether you have any outstanding applications with the Home Office.

2

[◀ Back](#)

## Other Home Office applications

### Applying as a group

If you are applying as part of a group or family, **each person including children** will need to complete an individual application form and book a biometric appointment at a [UK Visa and Citizenship Application Service](#) point.

You also do not have to pay to get a visa.

Do you currently have an application with the Home Office for leave to remain for which you have not yet received a decision?

If you have submitted any other applications to the Home Office which have not yet been decided then submitting this application varies those previous applications. This means that only this application, which you are now completing, will now be considered.

☒ Yes ☐ No

Provide the reference number for this other application

[Add another application reference number?](#)

Save and continue



If you do have any outstanding applications with the Home Office, including an asylum claim, you will need to enter your Home Office reference number in the text box provided. You can find your Home Office reference number at the top of any letters or emails from the Home Office.

Next, you will be asked to select the type of application you are making. It is important that you select the correct one – Ukraine Extension Scheme.

**BETA** This is a new service.

**1. Start** 2. Application 3. Documents 4. Declaration 5. Further actions

[◀ Back](#)

## Category of application

### Applying as a group

If you are applying as part of a group or family, **each person including children** will need to complete an individual application form and book a biometric appointment at a [UK Visa and Citizenship Application Service](#) point.

You also do not have to pay to get a visa.

What category are you applying for:

☒ Ukraine extension scheme ☐ Ukraine family scheme

If you did not have permission to be in the UK before 1 January 2022 your application is likely to be refused.

Save and continue

[Show and edit answers](#)



You will then be asked to register an email. This should be an email that you have regular and easy access to as it will be the Home Office's main method of communication with you.

[◀ Back](#)

## Register an email

### Applying as a group

If you are applying as part of a group or family, **each person including children** will need to complete an individual application form and book a biometric appointment at a [UK Visa and Citizenship Application Service](#) point.

You also do not have to pay to get a visa.

Enter an email address and password so you can save your answers. You will then be emailed a unique link to let you log back in to your application at a later point, if needed.

Throughout your application, you can select the option to 'Return to this application later' in order to re-send the link to your latest saved application.

Emails sent to this address may contain personal sensitive information. We will send a verification email to this email address. This email address must be verified by clicking the link in the verification email before the application can be submitted

Email address

Create a password


Your password must be 8 characters or longer and include a letter and a number or symbol.

Repeat your password

Save and continue



You will then be emailed a link to verify your email address. You will need to verify your email address before you can submit the application.



Visas and Immigration

Application menu

BETA This is a new service.

1. Start

2. Application

3. Documents

4. Declaration

5. Further actions

[Back](#)

## A verification email has been sent

### Applying as a group

If you are applying as part of a group or family, **each person including children** will need to complete an individual application form and book a biometric appointment at a [UK Visa and Citizenship Application Service](#) point.

You also do not have to pay to get a visa.

We have sent a verification email to:

a.crane@wilsonllp.co.uk

This email address must be verified by clicking the link in the email before the application can be submitted.


[Change email address](#)

[Resend verification email](#)

Save and continue

[Return to this application later](#)

[Show and edit answers](#)



You will also need to confirm who the email address belongs to.

**BETA** This is a new service.

1. Start 2. Application 3. Documents 4. Declaration 5. Further actions

[Back](#)

## Registration email address

### Applying as a group

If you are applying as part of a group or family, **each person including children** will need to complete an individual application form and book a biometric appointment at a [UK Visa and Citizenship Application Service](#) point.

You also do not have to pay to get a visa.

Who does this email belong to?

☒ a.crane@wilsonllp.co.uk



The applicant



An immigration adviser based in the UK



Someone else

[Save and continue](#)

[Return to this application later](#)

[Show and edit answers](#)



**BETA** This is a new service.

**1. Start** 2. Application 3. Documents 4. Declaration 5. Further actions

[◀ Back](#)

## Immigration adviser

### Applying as a group

If you are applying as part of a group or family, **each person including children** will need to complete an individual application form and book a biometric appointment at a [UK Visa and Citizenship Application Service](#) point.

You also do not have to pay to get a visa.

Do you have an immigration adviser based in the UK?

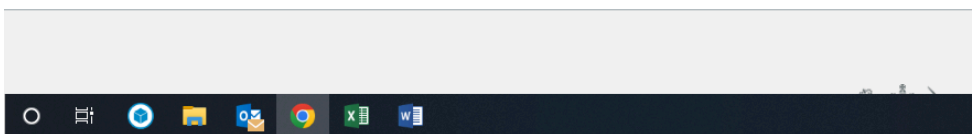
Immigration advisers can advise you on matters relating to immigration and citizenship. For more information, click [here](#).

☐ Yes ☒ No

Save and continue

[Return to this application later](#)


[Show and edit answers](#)



You do not need an immigration adviser in order to complete this application form. If you do have a UK based immigration adviser, we would suggest you seek advice from them before filling in the application form.

You will then be able to check your answers before continuing on to the next part of the application.





Visas and Immigration

Application menu

BETA

This is a new service.

1. Start

2. Application

3. Documents

4. Declaration

5. Further actions

## Check your answers

Check the information below before you continue to the next section.

Personal information

Are you currently in the UK?

Yes

Change

Do you currently have an application with the Home Office for leave to remain for which you have not yet received a decision?

No

Change

Category of application

What category are you applying for:

Ukraine extension scheme

Change

Personal information

Email address

a.crane@wilsonllp.co.uk

Change

Who does this email belong to?

Someone else

Change

a.crane@wilsonllp.co.uk


Immigration adviser

Do you have an immigration adviser based in the UK?

No

Change

Continue



Once you are happy with your answers, you can press continue. You will then be asked to enter your personal information.

9

[◀ Back](#)

## Your name

### Applying as a group

If you are applying as part of a group or family, **each person including children** will need to complete an individual application form and book a biometric appointment at a [UK Visa and Citizenship Application Service](#) point.

You also do not have to pay to get a visa.

Enter your name, as shown in your current passport or travel document. Use the English spelling of your name where provided.

Your given name is usually your first name. If you have middle names, include these with your given name. If your name has a suffix (e.g. Jr), include this with your given name. If you have a patronymic name include it with your given names. You must tell us all your given names.

[I do not have a current passport or travel document](#)

Title

Miss ▼

Given name(s)

Your given name is usually your first name.

Viktoriia

Family name

Your family name is the surname shared by your family.

Shevchenko


[I do not have both a given name and a family name](#)

Save and continue



If your patronymic is on your passport, you should enter this after your first name, ie Viktoriia Petrivna.

You will also need to enter any other names you are, or have ever been, known by:



Visas and Immigration

Viktoriiia Shevchenko

BETA

This is a new service.

1. Start

2. Application

3. Documents

4. Declaration

5. Further actions

Back

Any other names

Applying as a group

If you are applying as part of a group or family, **each person including children** will need to complete an individual application form and book a biometric appointment at a [UK Visa and Citizenship Application Service](#) point.

You also do not have to pay to get a visa.

In addition to the names already provided, are you now or have you ever been known by another name?

You must provide all your names. For example, if you changed your name after marriage or have a different name that you use for professional purposes.

☒ Yes

☐ No

Save and continue

[Return to this application later](#)

[Show and edit answers](#)

If you have never been known by any other name, go to page 12. Otherwise, see below:

If you are applying as part of a group or family, **each person including children** will need to complete an individual application form and book a biometric appointment at a [UK Visa and Citizenship Application Service](#) point.

You also do not have to pay to get a visa.

Title

Mrs

Other given name(s)

Your given name is usually your first name.

Viktoriia

Other family name

Your family name is the surname shared by your family.

Melynk

Why have you been known by another name?

☐ Marriage or civil partnership

☒ Divorce

☐ Other

If you legally changed your name, when did you do this (if applicable)?

Enter date in the format DD MM YYYY

Day Month Year

01

01

2015

Have you ever entered the UK using this name?

☐ Yes

☒ No

Save and continue

[Remove this name](#)

Once you have entered all your previous names, you will be able to proceed to the next section.

If you are filling in this form on behalf of someone else, you will now be asked to enter their contact details:

[◀ Back](#)

## Viktoriia Shevchenko's contact email

### Applying as a group

If you are applying as part of a group or family, **each person including children** will need to complete an individual application form and book a biometric appointment at a [UK Visa and Citizenship Application Service](#) point.

You also do not have to pay to get a visa.

### Provide your email address

If possible, we will use this email as your correspondence address. We will use this to contact you about your application and may use it to contact you about your immigration status after your application has been decided. Emails may go to your spam, junk or trash folders.

We will send a verification email to this email address. This email address must be verified by clicking the link in the verification email before the application can be submitted.

You must notify us immediately if your email changes. [Find out how to change your details here.](#)

Your email

☐

I do not have an email address

Save and continue



If you are the applicant, you will be asked if you are happy to be contacted on the email address provided. If not, you will be able to give further contact details.

[◀ Back](#)

## Viktoriia Shevchenko's contact email

### Applying as a group

If you are applying as part of a group or family, **each person including children** will need to complete an individual application form and book a biometric appointment at a [UK Visa and Citizenship Application Service](#) point.

You also do not have to pay to get a visa.

Can we use this email address to contact you?

**a.crane@wilsonllp.co.uk**

If possible, we will use this email as your correspondence address. We will use this to contact you about your application and may use it to contact you about your immigration status after your application has been decided. If your application is successful, we may issue a [biometric residence permit \(BRP\)](#) to you. We will use this email address to make the arrangements to deliver the BRP to you. Emails may go to your spam, junk or trash folders.

You must notify us immediately if your email changes. [Find out how to change your details here.](#)



Yes



No

Save and continue



You will then be asked to provide a telephone number:

## Viktoriia Shevchenko's telephone number

### Applying as a group

If you are applying as part of a group or family, **each person including children** will need to complete an individual application form and book a biometric appointment at a [UK Visa and Citizenship Application Service](#) point.

You also do not have to pay to get a visa.

Provide your telephone number

Only include numbers, and for international numbers include the country code. We may contact you by telephone if we have any further questions about your application, or about your immigration status after your application has been decided. This may be a home, work or mobile number.

You must notify us immediately if the contact telephone number you provide as part of this application changes. [Find out how to change your details here.](#)

020123456798

☐

I cannot be contacted by telephone

Where do you use this telephone number?

You can select more than one option

☒

For use whilst in the UK

☐

For use whilst out of the UK

Save and continue



Next, you will be asked to provide a postal address. If possible, you should provide your current address. You can enter your postcode in the box provided and search for your address, or you can enter your address manually:

**BETA** This is a new service.

1. Start 2. **Application** 3. Documents 4. Declaration 5. Further actions

◀ Back

## Viktoriia Shevchenko's postal address

### Applying as a group

If you are applying as part of a group or family, **each person including children** will need to complete an individual application form and book a biometric appointment at a [UK Visa and Citizenship Application Service](#) point.

You also do not have to pay to get a visa.

Provide your postal address

We may use this address to send sensitive personal information and important documents such as your [biometric residence permit](#). If we can't contact you by email, we will use this postal address. We may use this address for correspondence about your application and may use you to contact you about your immigration status after your application has been decided.

You must notify us immediately if your postal address changes. [Find out how to update your details here](#)

If you live in a flat and your flat number is not showing when using the postcode lookup, enter your address manually.

Enter a UK postcode

Find UK address

[Enter address manually](#)

Is this where you live?





about your application and may use you to contact you about your immigration status after your application has been decided.

You must notify us immediately if your postal address changes. [Find out how to update your details here](#)

If you live in a flat and your flat number is not showing when using the postcode lookup, enter your address manually.

Enter a UK postcode

N17 8AD

[Search for address](#)

Address (line 1 of 3)

100 London House

London Road

Town/City

London

Is this where you live?

☒ Yes ☐ No

When did you start living at this address?

Enter the date format in MM/YYYY

Month Year

02 2022

Save and continue



You will also need to enter the date that you first started living at that address.

If the postal address provided is not the same as the address where you live, you will be asked to provide your current address as well, along with the date you first started living there.

Is this where you live?

☐ Yes ☒ No

Provide your living address

Enter a UK postcode

Find UK address

[Enter address manually](#)

When did you start living at this address?

Enter the date format in MM/YYYY

Month Year

Save and continue

[Return to this application later](#)



Once you have provided your postal address, you will need to provide all your previous addresses in the UK and abroad over the last 2 years, including the date you moved in and out. If it is a UK address, you will again be able to search for the property by entering the UK postcode. If not, you will have to enter the address manually:

### Applying as a group

If you are applying as part of a group or family, **each person including children** will need to complete an individual application form and book a biometric appointment at a [UK Visa and Citizenship Application Service](#) point.

You also do not have to pay to get a visa.

Is this a UK address?



Yes



No

Enter a UK postcode

Find UK address

[Enter address manually](#)

When did you start living at this address?

Enter date in the format MM/YYYY

Month Year

When did you stop living at this address?

Enter date in the format MM/YYYY

Month Year

Save and continue

[Return to this application later](#)



Is this a UK address?

☐ Yes ☒ No

Address

Kyiv

Town/City

Kyiv

Postcode

0000

Province/Region/State

Kyiv

Country

Ukraine

When did you start living at this address?

Enter date in the format MM YYYY

Month Year

03 2019

When did you stop living at this address?

Enter date in the format MM YYYY

Month Year

02 2022

Save and continue

To continue with the application form, you must enter a postcode. If your previous address did not have a postcode, you can enter '0000' instead.

[◀ Back](#)

## Your sex and relationship status

### Applying as a group

If you are applying as part of a group or family, **each person including children** will need to complete an individual application form and book a biometric appointment at a [UK Visa and Citizenship Application Service](#) point.

You also do not have to pay to get a visa.

What is your sex, as shown in your passport or travel document?

- ☐ Male
- ☐ Female
- ☐ Unspecified

What is your relationship status?

[I am unsure of my current relationship status](#)

Save and continue

[Return to this application later](#)

You will be able to choose from several options when describing your relationship status:

[Back](#)

## Your sex and relationship status

### Applying as a group

If you are applying as part of a group or family, **each person including children** will need to complete an individual application form and book a biometric appointment at a [UK Visa and Citizenship Application Service](#) point.

You also do not have to pay to get a visa.

What is your sex, as shown in your passport or travel document?

☐ Male

Single  
Married or a civil partner  
Unmarried partner  
Divorced or civil partnership dissolved  
Separated  
Widowed or a surviving civil partner

[I am unsure of my current relationship status](#)

Save and continue

[Return to this application later](#)

You will also need to provide details about your nationality, country and date of birth. You should use the information on your passport – for example, if your passport says that you were born in Ukraine, you should enter Ukraine rather than the specific town/city you were born in:

## Your nationality, country and date of birth

### Applying as a group

If you are applying as part of a group or family, **each person including children** will need to complete an individual application form and book a biometric appointment at a [UK Visa and Citizenship Application Service](#) point.

You also do not have to pay to get a visa.

#### Country of nationality

If you have previous or additional nationalities, you will be able to add these later in the application.

#### Country of birth

#### Place of birth

Enter your place of birth (for example, the city or province), as shown on your passport or travel document.

#### Date of birth

For example, 31 3 2020

Day	Month	Year
<input type="text" value="01"/>	<input type="text" value="01"/>	<input type="text" value="1990"/>

Save and continue

GOV.UK

Visas and Immigration

▼ Viktoriia Shevchenko

BETA This is a new service.

1. Start 2. **Application** 3. Documents 4. Declaration 5. Further actions

◀ Back

## Your passport (Ukraine)

### Applying as a group

If you are applying as part of a group or family, **each person including children** will need to complete an individual application form and book a biometric appointment at a [UK Visa and Citizenship Application Service](#) point.

You also do not have to pay to get a visa.

#### Do you have a valid passport?

Use your passport to complete this section. If you cannot supply your current and valid passport as part of your application, select No.

☐ Yes ☒ No

Save and continue

[Return to this application later](#)

[Show and edit answers](#)

If you have a valid international passport, you will need to complete the details below. If not, go to page 22.

valid passport as part of your application, select No.

☒ Yes ☐ No

Passport number

123456789

Issuing authority

On your passport this could also be referred to as 'country of issue' or 'place of issue'.

1234

Issue date

For example, 31 3 2020

Day Month Year

01 01 2022

Expiry date

For example, 31 3 2020

Day Month Year

01 01 2032

Confirm you can provide this passport



I can provide this passport if required

Save and continue

Once you have entered your passport details, press save and continue. Go to page 29. If you cannot provide your passport, then you will need to explain why. This could be because you have lost it, you have never had a passport, or your passport is no longer valid and you are waiting to receive a new one.



## Reason for not providing your passport (Ukraine)

### Applying as a group

If you are applying as part of a group or family, **each person including children** will need to complete an individual application form and book a biometric appointment at a [UK Visa and Citizenship Application Service](#) point.

You also do not have to pay to get a visa.

You are unable to provide your passport with your application because

- ☐ You have lost it, or it was stolen
- ☐ You have never had a passport (for example, because you were born in the UK)
- ☒ You have previously applied for leave and your passport has not been returned
- ☐ You have sent the Home Office your passport as part of someone else's application
- ☐ Other

Save and continue



You will be asked if you can provide a copy of your passport details instead:

**BETA** This is a new service.

1. Start   **2. Application**   3. Documents   4. Declaration   5. Further actions

[◀ Back](#)

## Copy of your passport details (Ukraine)

### Applying as a group

If you are applying as part of a group or family, **each person including children** will need to complete an individual application form and book a biometric appointment at a [UK Visa and Citizenship Application Service](#) point.

You also do not have to pay to get a visa.

Are you able to provide details of your passport using a copy of the information?

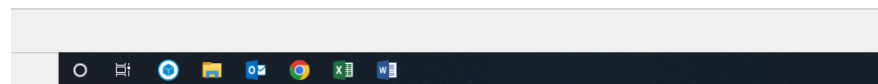
This could be from a photo, scan or photocopy of the photo page of your passport.

☐ Yes   ☐ No

**Save and continue**

[Return to this application later](#)

[Show and edit answers](#)



If the answer is yes, you will need to complete the form below, then go to page 29.  
Otherwise go to page 24:

Are you able to provide details of your passport using a copy of the information?

This could be from a photo, scan or photocopy of the photo page of your passport.

☒ Yes ☐ No

Passport number

123456789

Issuing authority

On your passport this could also be referred to as 'country of issue' or 'place of issue'.

1234

Issue date

For example, 31 3 2020

Day Month Year

01 01 2022

Expiry date

For example, 31 3 2020

Day Month Year

01 01 2032

Save and continue

[Return to this application later](#)

[Show and edit answers](#)

If you cannot provide a copy of your passport details, you will be asked if you are able to provide details of an expired passport:

BETA This is a new service.

1. Start 2. Application 3. Documents 4. Declaration 5. Further actions

[Back](#)

## Expired passport (Ukraine)

### Applying as a group

If you are applying as part of a group or family, **each person including children** will need to complete an individual application form and book a biometric appointment at a [UK Visa and Citizenship Application Service](#) point.

You also do not have to pay to get a visa.

Do you have the details of your most recent expired passport?

If you do not know all the details of your expired passport, select 'Yes' and provide any details you are able to.

☐ Yes ☒ No

Save and continue

[Return to this application later](#)

[Show and edit answers](#)

If you can provide these details, you will need to complete the page below, then go to page 29. If not, go to page 25:

☒ Yes ☐ No

Expired passport number

123456789

Issuing authority

On your passport this could also be referred to as 'country of issue' or 'place of issue'

1234

Issue date

For example, 31 3 2020

Day Month Year

01

01

2012

Expiry date

For example, 31 3 2020

Day Month Year

01

01

2022

Are you able to supply this document if required?

If you have this document in your possession, you must select 'Yes'.

☒ Yes ☐ No

Save and continue

BETA This is a new service.

1. Start 2. Application 3. Documents 4. Declaration 5. Further actions

[Back](#)

## Your identity card (Ukraine)

### Applying as a group

If you are applying as part of a group or family, **each person including children** will need to complete an individual application form and book a biometric appointment at a [UK Visa and Citizenship Application Service](#) point.

You also do not have to pay to get a visa.

Do you have a valid national identity card?

This includes identity cards, issued from non-UK governments. This does not include driving licences. If you have an internal passport, provide the details here.

☐ Yes ☐ No

Save and continue

[Return to this application later](#)

[Show and edit answers](#)

If you have a valid national identity card (or internal passport), you will need to enter these details as below, then go to page 29. Otherwise, go to page 26:

### Applying as a group

If you are applying as part of a group or family, **each person including children** will need to complete an individual application form and book a biometric appointment at a [UK Visa and Citizenship Application Service](#) point.

You also do not have to pay to get a visa.

Do you have a valid national identity card?

This includes identity cards, issued from non-UK governments. This does not include driving licences. If you have an internal passport, provide the details here.

☒ Yes ☐ No

#### National identity card number

Provide the number as shown on your identity card

123456789

#### Issuing authority

On your identity card, this could also be referred to as 'country of issue' or 'place of issue'.

Ukraine

#### Issue date (if applicable)

Enter date in the format DD MM YYYY

Day Month Year

01 01 2022

#### Expiry date (if applicable)

Enter date in the format DD MM YYYY

Day Month Year

01 01 2032

Save and continue

If you do not have a valid national identity card (internal passport), you will be asked for details of your most recent expired national identity card (internal passport):

**BETA** This is a new service.

1. Start **2. Application** 3. Documents 4. Declaration 5. Further actions

[Back](#)

## Expired identity card (Ukraine)

### Applying as a group

If you are applying as part of a group or family, **each person including children** will need to complete an individual application form and book a biometric appointment at a [UK Visa and Citizenship Application Service](#) point.

You also do not have to pay to get a visa.

Do you have a most recent expired national identity card?

If you do not know all the details of your expired national identity card, select 'Yes' and provide any details you are able to. If you are from a country that does not issue national identity cards, select 'No'.

☐ Yes ☒ No

Save and continue

[Return to this application later](#)

[Show and edit answers](#)

If you can provide these details, please see below, then go to page 29. If not, go to page 27.

and provide any details you are able to. If you are from a country that does not issue national identity cards, select 'No'.

☒ Yes ☐ No

National identity card number

Provide the number as shown on your identity card.

123456789

Issuing authority

On your identity card, this could also be referred to as 'country of issue' or 'place of issue'.

Ukraine

Issue date (if applicable)

Enter date in the format DD MM YYYY

Day Month Year

01 01 2022

Expiry date (if applicable)

Enter date in the format DD MM YYYY

Day Month Year

01 01 2022

Are you able to supply this document if required?

If you have this document in your possession, you must select 'Yes'.

☒ Yes ☐ No

If you do not have a passport or a national identity card, you will be asked to provide details of a travel document:

GOV.UK

Visas and Immigration

Viktoriiia Shevchenko

BETA This is a new service.

1. Start

2. Application

3. Documents

4. Declaration

5. Further actions

[Back](#)

## Your travel document

### Applying as a group

If you are applying as part of a group or family, **each person including children** will need to complete an individual application form and book a biometric appointment at a [UK Visa and Citizenship Application Service](#) point.

You also do not have to pay to get a visa.

Do you have a travel document?

A travel document is a certificate issued by a governing body (in the UK or abroad) which acts as a temporary form of identification and allows you to travel internationally without a passport.

☐ Yes ☒ No

[Save and continue](#)

[Return to this application later](#)

[Show and edit answers](#)

If you can provide these details, please see below, then go to page 29. Otherwise go to page 28.

internationally without a passport.

☒ Yes ☐ No

Travel document reference number  
Provide the number as shown on your travel document.

12345798

Issuing authority  
On your travel document, this could also be referred to as 'country of issue' or 'place of issue'.

Ukraine

Issue date  
Enter date in the format DD MM YYYY

Day Month Year

01 01 2022

Expiry date  
Enter date in the format DD MM YYYY

Day Month Year

01 01 2032

Confirm you can provide this travel document

☒ I can provide this travel document if required

If you cannot provide any of the requested information, you will need to explain why. You should also let the Home Office know if there is any other form of identification you can provide, and make sure that you submit this with your application.

**BETA** This is a new service.

1. Start **2. Application** 3. Documents 4. Declaration 5. Further actions

[◀ Back](#)

## Reason for not providing identification documents

### Applying as a group

If you are applying as part of a group or family, **each person including children** will need to complete an individual application form and book a biometric appointment at a [UK Visa and Citizenship Application Service](#) point.

You also do not have to pay to get a visa.

Explain why you are unable to provide a valid form of identification.

Proof of identity is usually required to make a valid application. You cannot use a national identity card to prove your identity for this application.

For example, this could be because the applicant is very young and was born in the UK. In this case, you can provide a birth certificate instead.

354 characters remaining of 500 characters

[Save and continue](#)

[Return to this application later](#)

Check and edit answers

You will now be able to move to the next step.




[◀ Back](#)

You also do not have to pay to get a visa.

You must provide all the nationalities that you currently hold or have ever held.

Save and continue

[Show and edit answers](#)

If you are applying as part of a group or family, **each person including children** will need to complete an individual application form and book a biometric appointment at a [UK Visa and Citizenship Application Service](#) point.

You also do not have to pay to get a visa.

Country of other nationality

If you have additional nationalities, you will be able to add these later.

Poland

Date held from

Enter date in the format DD MM YYYY

If you are unsure of the exact date, provide the month and year

Day Month Year  
01 01 1990

Date held to

Enter date in the format DD MM YYYY

If you are unsure of the exact date, provide the month and year

Day Month Year

Confirm if you still hold this nationality

☒ I still hold this nationality

Save and continue



You will also be asked if you have a valid passport for this country.

Do you have a valid passport?

Use your passport to complete this section. If you cannot supply your current and valid passport as part of your application, select No.

☒ Yes ☐ No

Passport number

123456789

Issuing authority

On your passport this could also be referred to as 'country of issue' or 'place of issue'.

Poland

Issue date

For example, 31 3 2020

Day Month Year

01 01 2022

Expiry date

For example, 31 3 2020

Day Month Year

01 01 2022

Save and continue

You will also need to enter the details of any national identity card you have for this country:

Do you have a valid national identity card?

This includes identity cards, issued from non-UK governments. This does not include driving licences. If you have an internal passport, provide the details here.

☒ Yes ☐ No

National identity card number

Provide the number as shown on your identity card.

12345789

Issuing authority

On your identity card, this could also be referred to as 'country of issue' or 'place of issue'

1234

Issue date (if applicable)

Enter date in the format DD MM YYYY

Day Month Year

01

02

2022

Expiry date (if applicable)

Enter date in the format DD MM YYYY

Day Month Year

01

02

2032

Save and continue

Once you have entered in the details of any other nationality or citizenship you hold, you can proceed to the next step. If you do not have any form of ID from this other country, that is fine and you will not be asked any further questions about this.

**BETA** This is a new service.

1. Start   **2. Application**   3. Documents   4. Declaration   5. Further actions

◀ [Back](#)

## Your current UK immigration status

### Applying as a group

If you are applying as part of a group or family, **each person including children** will need to complete an individual application form and book a biometric appointment at a [UK Visa and Citizenship Application Service](#) point.

You also do not have to pay to get a visa.

Do you have a current UK visa, entry clearance or grant of leave?

This is also known as 'permission to be in the UK'

☒ Yes   ☐ No

What UK visa, entry clearance or grant of leave do you have?

This will usually be in your passport or on your biometric residence permit.

Visit visa

Save and continue

[Return to this application later](#)



If you do not have a current UK visa, entry clearance or grant of leave, you will need to provide details of your most recent visa, entry clearance or grant of leave – go to page 33. Otherwise, see below, then go to page 34:

**BETA** This is a new service.

1. Start 2. **Application** 3. Documents 4. Declaration 5. Further actions

◀ [Back](#)

## Your visa or leave to enter or remain

### Applying as a group

If you are applying as part of a group or family, **each person including children** will need to complete an individual application form and book a biometric appointment at a [UK Visa and Citizenship Application Service](#) point.

You also do not have to pay to get a visa.

What is the end date of your most recent visa, leave to enter or remain or other permission to be in the UK?

Enter date in the format DD MM YYYY

Day Month Year

08 08 2022

☐

I do not know the end date of my most recent visa, leave to enter or remain or other permission to be in the UK

Save and continue



**BETA** This is a new service.

1. Start 2. **Application** 3. Documents 4. Declaration 5. Further actions

◀ [Back](#)

## Your previous UK immigration status

### Applying as a group

If you are applying as part of a group or family, **each person including children** will need to complete an individual application form and book a biometric appointment at a [UK Visa and Citizenship Application Service](#) point.

You also do not have to pay to get a visa.

Have you ever had a visa, leave to enter or remain or other permission to be in the UK?



Yes




No


Save and continue

[Return to this application later](#)

[Show and edit answers](#)



If you have never had a visa, leave to enter/remain or other permission to be in the UK, you are unlikely to be accepted under the Ukraine Extension Scheme and should seek further legal advice on this matter.



Visas and Immigration

▼ Viktoriia Shevchenko

BETA This is a new service.

1. Start

2. Application

3. Documents

4. Declaration

5. Further actions

[◀ Back](#)

## Your visa or leave to enter or remain

### Applying as a group

If you are applying as part of a group or family, **each person including children** will need to complete an individual application form and book a biometric appointment at a [UK Visa and Citizenship Application Service](#) point.

You also do not have to pay to get a visa.


What is the end date of your most recent visa, leave to enter or remain or other permission to be in the UK?

Enter date in the format DD MM YYYY

Day	Month	Year
<input type="text" value="01"/>	<input type="text" value="05"/>	<input type="text" value="2022"/>

☐ I do not know the end date of my most recent visa, leave to enter or remain or other permission to be in the UK

Save and continue



If you said that you had a partner, you will now be asked questions about your partner. If you do not have a partner, go to page 35:

You will first be asked whether you are living with your partner. You will then be given a series of textboxes depending on your answer to provide further information (see below). You should try to give as much information here as possible. If you do not know something, you should explain this rather than providing incorrect information.

### Applying as a group

If you are applying as part of a group or family, **each person including children** will need to complete an individual application form and book a biometric appointment at a [UK Visa and Citizenship Application Service](#) point.

You also do not have to pay to get a visa.

Do you and your partner currently live together?

☒ Yes ☐ No

When did you start living together?

Enter date in the format DD MM YYYY

Day	Month	Year
<input type="text" value="01"/>	<input type="text" value="01"/>	<input type="text" value="2015"/>

Do you and your partner intend to continue living together in the UK?

☐ Yes ☒ No

Where do you and your partner intend to live?

If you do not intend to live in the UK, or you do not intend to continue living together, you will need to explain this.

379 characters remaining of 500 characters

Save and continue





You will next be asked about any other family members who are applying with you. For example, this might be a child, partner, sibling or parent. You will need to make sure that you submit an application form for each person. If you do not have any family members applying with you, go to page 36, otherwise see below:

If you are applying as part of a group or family, each person completing an application will need to complete an individual application form and book a biometric appointment at a [UK Visa and Citizenship Application Service](#) point.

You also do not have to pay to get a visa.

You should use your family member's passport, if they have one, to complete this section.

What is this person's relationship to the first applicant?

Partner

Given names

Yurii

Family name

Ivanschenko

Date of birth

Enter date in the format DD MM YYYY

Day Month Year

01 01 1991

Country of nationality

Ukraine

Passport number

1234567981

Save and continue



If your family member does not have a passport, you can leave the final section blank. Once you have added all the family members applying with you, you can proceed to the next section.

If you have a National Insurance Number, you should enter it in the textbox provided. Otherwise, you will be asked if you are happy to be allocated one:

1. Start

2. Application

3. Documents

4. Declaration

5. Further actions

[Back](#)

## Your National Insurance number

### Applying as a group

If you are applying as part of a group or family, **each person including children** will need to complete an individual application form and book a biometric appointment at a [UK Visa and Citizenship Application Service](#) point.

You also do not have to pay to get a visa.

What is your current National Insurance number?

Example QQ 12 34 56 C

☒ I do not have a National Insurance number

If you are allocated a National Insurance Number it will be printed on your BRP card.

☒ I agree that the Department for Work and Pensions can use the information provided in this application to assess whether I have a National Insurance number and if not to allocate the number to me if I am eligible

Save and continue

You will need a National Insurance Number to work and access benefits. You cannot continue with the application form if you do not consent to your information being shared with the Department of Work and Pensions.

Next you will be asked to provide details of any immigration issues you have had in the UK or any other country. It is vital that you answer all these questions honestly, even if you have previously broken immigration laws in the UK.

**BETA** This is a new service.

1. Start 2. **Application** 3. Documents 4. Declaration 5. Further actions

[◀ Back](#)

## Immigration history

### Applying as a group

If you are applying as part of a group or family, **each person including children** will need to complete an individual application form and book a biometric appointment at a [UK Visa and Citizenship Application Service](#) point.

You also do not have to pay to get a visa.

For either the UK or any other country, have you ever been:

- Refused a visa
- Refused entry at the border
- Refused permission to stay or remain
- Refused asylum
- Deported
- Removed
- Required to leave
- Excluded or banned from entry

☐ Yes ☐ No

Save and continue



If the answer to this question is no, go to page 39. Otherwise, go to page 38:

#### Give details of what happened

You will be able to add details of any further immigration problems after you click 'Save and continue'

- ☐ An application for a visa was refused
- ☒ I was refused entry at the border
- ☐ I was refused permission to stay or remain
- ☐ I was refused asylum
- ☐ I was deported
- ☐ I was removed
- ☐ I was required to leave
- ☐ I was excluded or banned from entry

#### Country

United Kingdom of Great Britain and N

Do you have an appeal against that decision which is yet to be heard or is awaiting judgement?

- ☐ Yes
- ☒ No

#### When did this immigration problem happen?

Enter date in the format MM YYYY

Month Year

03 2016

#### Give more details of what happened

You should provide as much information as possible. If the issue was in the UK, you should also try to provide any reference numbers you have.



Once you have entered in the details of all immigration issues you have had, you can proceed to the next section.

[◀ Back](#)

## Breach of UK immigration law

### Applying as a group

If you are applying as part of a group or family, **each person including children** will need to complete an individual application form and book a biometric appointment at a [UK Visa and Citizenship Application Service](#) point.

You also do not have to pay to get a visa.

Have you ever:

- entered the UK illegally
- remained in the UK beyond the validity of your visa or permission to stay
- breached the conditions of your leave, for example, worked without permission or received public funds when you did not have permission
- given false information when applying for a visa, leave to enter, or leave to remain
- breached UK immigration law in any other way

☐ Yes ☐ No

Save and continue

[Return to this application later](#)

If the answer to this question is no, go to page 40. If the answer is yes, see below:

Give details of what happened

You will be able to add details of any additional breaches after you select 'Save and continue'

- ☒ I entered the UK illegally
- ☐ I remained in the UK beyond the validity of my visa/permission to stay
- ☐ I breached the conditions of my leave
- ☐ I gave false information when applying for a visa, leave to enter or remain
- ☐ Other

When did this breach of UK immigration law happen?

Enter the date in the format MM YYYY

Day Month Year

01 01 2017

Give details of what happened

Give as much information as you can.

463 characters remaining of 500 characters

Save and continue

[Return to this application later](#)

Pages 40 – 42 cover the security questions you will be asked. If the answer to any of these questions is yes, you should seek legal advice before proceeding.

will need to complete an individual application form and book a biometric appointment at a [UK Visa and Citizenship Application Service](#) point.

You also do not have to pay to get a visa.

At any time have you ever had any of the following, in the UK or in another country?

Only select one answer at a time. If you need to give more than one answer, you can do so on another page.

- ☒ A criminal conviction
- ☐ An arrest or charge for which you are currently on, or awaiting trial
- ☐ A caution, warning, reprimand or other out-of-court penalty
- ☐ A civil court judgment against you, for example for non payment of debt, bankruptcy proceedings or anti-social behaviour
- ☐ A civil penalty issued under UK immigration law
- ☐ No, I have never had any of these

You must tell us about spent as well as unspent convictions. You must tell us about any absolute or conditional discharges you have received for an offence.

[Save and continue](#)

[Return to this application later](#)

[Show and edit answers](#)



If the answer to any of the above is yes, you will be asked to provide more information as on page 41. If the answer is no, go to page 42.

### Applying as a group

If you are applying as part of a group or family, **each person including children** will need to complete an individual application form and book a biometric appointment at a [UK Visa and Citizenship Application Service](#) point.

You also do not have to pay to get a visa.

What crime were you convicted of?

Burglary

Give details about your sentence

Include details about the sentence, for example, how long it was, how much you served, if you went to prison or did community service

You should provide as much information as possible.

448 characters remaining of 500 characters

Date you were sentenced

Enter date in the format DD MM YYYY

Day Month Year

01

05

2010

Which country were you convicted in?


Ukraine

Save and continue



Once you have entered details of all convictions and offences, you can proceed to the next step.



visas and immigration

viktorina.shevtchenko

BETA

This is a new service.

1. Start

2. Application

3. Documents

4. Declaration

5. Further actions

[Back](#)

## Person of good character

### Applying as a group

If you are applying as part of a group or family, **each person including children** will need to complete an individual application form and book a biometric appointment at a [UK Visa and Citizenship Application Service](#) point.

You also do not have to pay to get a visa.

Have you ever conducted any activities which would indicate that your presence would be harmful to the UK or its people, or mean that you are not considered a person of good character?


☐ Yes

☒ No

Save and continue

[Return to this application later](#)

[Show and edit answers](#)



Have you ever worked for any of the following types of organisation?

Include information for any paid or unpaid work. Select all that apply.

- ☐ Armed Forces (career)
- ☐ Armed Forces (compulsory national or military service)
- ☐ Government (including Public or Civil Administration and non-military compulsory national service)
- ☐ Intelligence services
- ☐ Security organisations (including police and private security services)
- ☐ Media organisations
- ☐ Judiciary (including work as a judge or magistrate)
- ☒ I have not worked in any of the jobs listed above

Save and continue



Once you press 'Save and continue', you will be given a chance to check your answers before submitting. You will then be able to submit your application and will be asked to book a biometric appointment using the Home Office's UKVCAS website. You can download a copy of your answers at any time by logging onto your application form and selecting download pdf from the drop-down menu in the top right hand corner.